





District Health Assessment for Multiple District 1 through December 2024

		Clubs							Membership							Member Strength		Cancellation		Reports			Finance	Leadership			
District Name	Status/ Number of Months in Status *	Active Clubs	Clubs in Status Quo	Total Clubs	% Status Quo Clubs in Financial Suspension	New Clubs	Cancelled Clubs	YTD Net Club Gain/ Loss	Current Members In Active Clubs	Current Members In Status Quo Clubs	Current Total Members Count	YTD Add	YTD Drop	YTD NetGrowth (includes Active and Status Quo)	YTD NetGrowth% (includes Active and Status Quo)	Member Count 12 Months Ago	Average Member Count Per Club	% of Clubs with less than 20 members	Average Cancelled Club Age	Members Lost Due to Cancelled Clubs	% of Clubs Reporting Service	% No MMR in 3 Months	% No Officer Report in 12 months	% of Clubs with balance 90+ days	Number of Zone Chairs Recorded	Number of Region Chairs Recorded	District Officers Vacancies **
1 A		69	1	70	100%	1	1	0	1827	11	1838	206	127	79	4.49%	1,866	26	53%	29	4	69%	56%	4%	6%	13	6	
1 BK		59	0	59	0%	0	0	0	1723	0	1723	54	71	-17	-0.98%	1,738	29	41%	0	0	42%	53%	5%	2%	8	1	
1 CN	T(24)	30	0	30	0%	0	1	-1	940	0	940	37	56	-19	-1.98%	979	31	27%	86	20	30%	50%	0%	3%	4	0	GST
1 CS	T(24)	23	0	23	0%	0	0	0	497	0	497	16	21	-5	-1.00%	523	22	57%	0	0	35%	57%	0%	4%	2	0	GMT
1 D		48	0	48	0%	1	0	1	1453	0	1453	88	59	29	2.04%	1,415	30	29%	0	0	35%	52%	0%	6%	13	0	
1 F	T(24)	29	0	29	0%	0	0	0	833	0	833	48	36	12	1.46%	814	29	45%	0	0	34%	41%	0%	0%	5	0	
1 G	T(24)	31	0	31	0%	0	1	-1	660	0	660	25	53	-28	-4.07%	698	21	48%	73	20	32%	65%	0%	0%	7	0	
1 H	T(24)	37	0	37	0%	0	0	0	885	0	885	38	42	-4	-0.45%	910	24	41%	0	0	86%	57%	3%	0%	0	0	1st VDG,2nd VDG,GLT,GMT
1 J		55	0	55	0%	0	0	0	2089	0	2089	100	94	6	0.29%	2,063	38	25%	0	0	55%	40%	13%	7%	10	1	
1 M	T(19)	48	0	48	0%	0	0	0	1174	0	1174	50	44	6	0.51%	1,200	24	44%	0	0	35%	54%	17%	0%	8	0	
		429	1	430	100%	2	3	-1	12081	11	12092	662	603	59	0.49%	12,206	28	40%	63	44	48%	52%	5%	3%	70	8	




District Health Assessment for Multiple District 11 through December 2024

		Clubs							Membership							Member Strength		Cancellation		Reports			Finance	Leadership			
District Name	Status/ Number of Months in Status *	Active Clubs	Clubs in Status Quo	Total Clubs	% Status Quo Clubs in Financial Suspension	New Clubs	Cancelled Clubs	YTD Net Club Gain/Loss	Current Members In Active Clubs	Current Members In Status Quo Clubs	Current Total Members Count	YTD Add	YTD Drop	YTD NetGrowth (includes Active and Status Quo)	YTD NetGrowth% (includes Active and Status Quo)	Member Count 12 Months Ago	Average Member Count Per Club	% of Clubs with less than 20 members	Average Cancelled Club Age	Members Lost Due to Cancelled Clubs	% of Clubs Reporting Service	% No MMR in 3 Months	% No Officer Report in 12 months	% of Clubs with balance 90+ days	Number of Zone Chairs Recorded	Number of Region Chairs Recorded	District Officers Vacancies **
11 A1	T(24)	31	0	31	0%	0	2	-2	649	0	649	35	53	-18	-2.70%	666	21	58%	8	6	26%	52%	0%	3%	8	0	2nd VDG
11 A2	T(19)	31	0	31	0%	0	0	0	1228	0	1228	59	58	1	0.08%	1,194	40	32%	0	0	58%	32%	3%	0%	6	3	
11 B1	T(24)	40	0	40	0%	0	0	0	855	0	855	47	61	-14	-1.61%	875	21	50%	0	0	35%	38%	5%	0%	8	0	
11 B2	T(24)	31	0	31	0%	0	0	0	793	0	793	42	52	-10	-1.25%	816	26	48%	0	0	90%	48%	0%	6%	6	0	1st VDG
11 C1	T(24)	25	0	25	0%	0	0	0	712	0	712	29	42	-13	-1.79%	706	28	56%	0	0	96%	52%	4%	0%	5	0	2nd VDG
11 C2	T(24)	31	0	31	0%	0	0	0	676	0	676	26	25	1	0.15%	700	22	52%	0	0	81%	35%	3%	0%	6	0	2nd VDG
11 D1	T(24)	34	0	34	0%	0	0	0	906	0	906	33	64	-31	-3.31%	932	27	47%	0	0	35%	44%	12%	0%	6	3	
11 D2	T(16)	45	0	45	0%	0	0	0	1197	0	1197	38	47	-9	-0.75%	1,219	27	44%	0	0	98%	56%	2%	0%	5	2	GLT,GMT,GST
11 E1	T(24)	37	0	37	0%	0	1	-1	901	0	901	47	43	4	0.45%	900	24	49%	48	7	73%	54%	0%	5%	5	0	1st VDG
11 E2	T(24)	26	0	26	0%	0	0	0	643	0	643	37	67	-30	-4.46%	678	25	50%	0	0	58%	54%	4%	0%	3	0	2nd VDG
		331	0	331	0%	0	3	-3	8560	0	8560	393	512	-119	-1.37%	8,686	26	48%	22	13	65%	47%	3%	2%	58	8	




District Health Assessment for Multiple District 25 through December 2024

		Clubs							Membership							Member Strength		Cancellation		Reports			Finance	Leadership			
District Name	Status/ Number of Months in Status *	Active Clubs	Clubs in Status Quo	Total Clubs	% Status Quo Clubs in Financial Suspension	New Clubs	Cancelled Clubs	YTD Net Club Gain/Loss	Current Members In Active Clubs	Current Members In Status Quo Clubs	Current Total Members Count	YTD Add	YTD Drop	YTD NetGrowth (includes Active and Status Quo)	YTD NetGrowth% (includes Active and Status Quo)	Member Count 12 Months Ago	Average Member Count Per Club	% of Clubs with less than 20 members	Average Cancelled Club Age	Members Lost Due to Cancelled Clubs	% of Clubs Reporting Service	% No MMR in 3 Months	% No Officer Report in 12 months	% of Clubs with balance 90+ days	Number of Zone Chairs Recorded	Number of Region Chairs Recorded	District Officers Vacancies **
25 A	T(24)	46	0	46	0%	0	0	0	1101	0	1101	67	46	21	1.94%	1,091	24	46%	0	0	35%	54%	0%	7%	7	0	
25 B	T(24)	45	0	45	0%	0	0	0	964	0	964	37	60	-23	-2.33%	1,002	21	51%	0	0	38%	56%	11%	4%	7	0	
25 C		49	0	49	0%	0	2	-2	1253	0	1253	34	77	-43	-3.32%	1,331	26	59%	74	18	59%	57%	22%	2%	8	1	2nd VDG
25 D	T(24)	34	0	34	0%	0	0	0	1141	0	1141	57	35	22	1.97%	1,136	34	32%	0	0	71%	41%	3%	3%	6	0	2nd VDG
25 E	T(24)	49	0	49	0%	0	1	-1	1109	0	1109	35	28	7	0.64%	1,150	23	49%	96	0	47%	61%	0%	2%	12	0	
25 F	T(5)	53	0	53	0%	0	0	0	1238	0	1238	53	59	-6	-0.48%	1,281	23	43%	0	0	42%	58%	17%	4%	6	1	
25 G	T(24)	44	0	44	0%	0	0	0	1147	0	1147	40	41	-1	-0.09%	1,151	26	39%	0	0	48%	55%	2%	2%	9	0	
		320	0	320	0%	0	3	-3	7953	0	7953	323	346	-23	-0.29%	8,142	25	46%	81	18	48%	55%	8%	3%	55	2	




District Health Assessment for Multiple District 43 through December 2024

	Clubs								Membership							Member Strength		Cancellation		Reports			Finance		Leadership			
	Status/ District Name	Number of Months in Status *	Active Clubs	Clubs in Status Quo	Total Clubs	% Status Quo Clubs in Financial Suspension	New Clubs	Cancelled Clubs	YTD Net Club Gain/ Loss	Current Members In Active Clubs	Current Members In Status Quo Clubs	Current Total Members Count	YTD Add	YTD Drop	YTD NetGrowth (includes Active and Status Quo)	YTD NetGrowth% (includes Active and Status Quo)	Member Count 12 Months Ago	Average Member Count Per Club	% of Clubs with less than 20 members	Average Cancelled Club Age	Members Lost Due to Cancelled Clubs	% of Clubs Reporting Service	% No MMR in 3 Months	% No Officer Report in 12 months	% of Clubs with balance 90+ days	Number of Zone Chairs Recorded	Number of Region Chairs Recorded	District Officers Vacancies **
43 K			70	0	70	0%	2	1	1	2056	0	2056	174	125	49	2.44%	2,071	29	37%	41	5	73%	41%	3%	3%	12	4	
43 Y			71	0	71	0%	0	1	-1	1610	0	1610	59	92	-33	-2.01%	1,640	23	55%	84	8	25%	59%	1%	1%	10	3	
			141	0	141	0%	2	2	0	3666	0	3666	233	217	16	0.44%	3,711	26	46%	62	13	49%	50%	2%	2%	22	7	



District Health Assessment for District 10 through December 2024

 Status/ Number of Months in Status *		Clubs							Membership							Member Strength		Cancellation		Reports			Finance	Leadership			
		Active Clubs	Clubs in Status Quo	Total Clubs	% Status Quo in Financial Suspension	New Clubs	Cancelled Clubs	YTD Net Club Gain/ Loss	Current Members In Active Clubs	Current Members In Status Quo Clubs	Current Total Members Count	YTD Add	YTD Drop	YTD NetGrowth (includes Active and Status Quo)	YTD NetGrowth% (includes Active and Status Quo)	Member Count 12 Months Ago	Average Member Count Per Club	% of Clubs with less than 20 members	Average Cancelled Club Age	Members Lost Due to Cancelled Clubs	% of Clubs Reporting Service	% No MMR in 3 Months	% No Officer Report in 12 months	% of Clubs with balance 90+ days	Number of Zone Chairs Recorded	Number of Region Chairs Recorded	District Officers Vacancies **
10		47	0	47	0%	0	0	0	1319	0	1319	69	56	13	1.00%	1,307	28	30%	0	0	100%	60%	2%	0%	8	5	
		47	0	47	0%	0	0	0	1319	0	1319	69	56	13	1.00%	1,307	28	30%	0	0	100%	60%	2%	0%	8	5	

\* - District Status: P - Provisional, T - Transitional.  
\*\* - District Officers Vacancies: DG - District Governor, 1st VDG - First Vice District Governor, 2nd VDG - Second Vice District Governor.